

Bone Anchored Hearing System

Experience the Ponto sound processor

A trial on a Softband or Headband



Because
sound matters



Try before you decide

By taking part in this trial, you will have the opportunity to experience a bone anchored hearing system (BAHS) while using a softband or headband. Wearing the Ponto sound processor in different daily situations will allow you to get an idea of how a hearing implant can benefit your hearing. Notably, after implantation, most people enjoy even greater improvements in sound.

This brochure contains two main sections which you will find below:

Diary (Section 1)

To help you make a more informed decision, we ask that you complete the trial diary in this brochure. Therefore, it is recommended to wear the Ponto in everyday situations such as:

- At home (conversation in a quiet setting)
- Watching TV
- Socialising with friends and family (conversation in a noisy setting)
- Outdoor environment
- Phone call

Product guide (Section 2)

In this section, you will find additional information on how to operate your Ponto sound processor to ensure your trial period runs as smooth as possible.

For complete information and detailed instructions, please refer to the Instructions for Use provided with the Ponto sound processor.



If you prefer, you can use the Ponto Care app on your iPhone® to answer the questions.



Scan the QR code to download the app



Situation: **At home (conversation in a quiet setting)**

Date/time:

Experience with Ponto



Experience without Ponto

Situation: **Watching TV**

Date/time:

Experience with Ponto



Experience without Ponto



Situation: **Socialising with friends and family (conversation in a noisy setting)**

Date/time:

Experience with Ponto



Two horizontal lines for writing notes about the experience with Ponto.

Experience without Ponto

Two horizontal lines for writing notes about the experience without Ponto.

Situation: **Outdoor environment**

Date/time:

Experience with Ponto



Two horizontal lines for writing notes about the experience with Ponto.

Experience without Ponto

Two horizontal lines for writing notes about the experience without Ponto.



Situation: **Phone call. If you have paired your sound processor with your phone (see page 10), please use it to make or receive a phone call**

Note: This only works for iPhone. For Android™ phones, a ConnectClip is required. For more information, please consult with your hearing care professional at your clinic.

Date/time:

Experience with Ponto



Two horizontal lines for writing notes about the experience with Ponto.

Experience without Ponto

Two horizontal lines for writing notes about the experience without Ponto.

Please specify your own situation (e.g. at work, in school, or listening to music):

.....

Date/time:

Experience with Ponto



Two horizontal lines for writing notes about the experience with Ponto.

Experience without Ponto

Two horizontal lines for writing notes about the experience without Ponto.



Please specify your own situation (e.g. at work, in school, or listening to music):

Date/time:

Experience with Ponto



Two horizontal lines for text input.

Experience without Ponto

Two horizontal lines for text input.

Please specify your own situation (e.g. at work, in school, or listening to music):

Date/time:

Experience with Ponto



Two horizontal lines for text input.

Experience without Ponto

Two horizontal lines for text input.



Overview of the sound processor



Note: The Safety line is designed to secure your sound processor during physical activities and in situations where it might fall off. You can attach the safety line to the sound processor and the clip to your clothing.

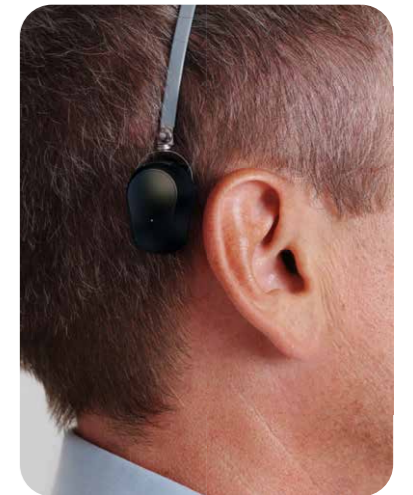
Positioning the sound processor

For optimal performance, position the sound processor vertically with the microphone inlets at the bottom, aligned horizontally.

Avoid anything touching the sound processor (e.g. the ear, skin or a hat) to prevent feedback (whistling sound).



Ponto on a Softband

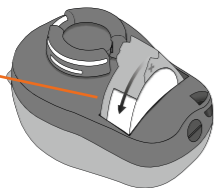


Ponto on a Headband

Turning the sound processor ON and OFF

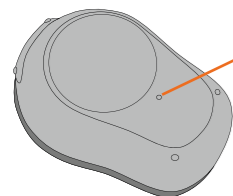
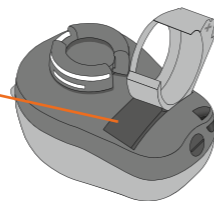
Turn ON

Close the battery drawer with the battery in place.



Turn OFF

Open the battery drawer fully. Before placing the sound processor in its case, remove the battery to prevent the device from unnecessarily draining the battery.



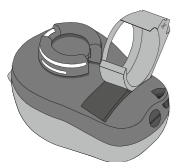
Optional LED

Two long green flashes indicate that the sound processor is turned on.

How to replace the battery

Ponto 5 SuperPower uses a size 675P battery (blue packaging), and Ponto 5 Mini uses a size 312 battery (brown packaging). For optimal performance, use a high-quality zinc-air battery.

1. Open



Fully open the battery drawer. Remove the battery.

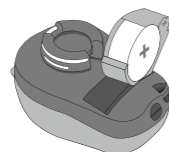
2. Uncover



Remove the sticky label from the + side of the new battery.

Note: Wait two minutes so that the battery can draw air, to ensure optimal functioning.

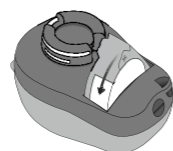
3. Insert




Insert the new battery into the battery drawer. Make sure the + side is facing down.

Note: If the battery is inserted incorrectly, the battery drawer cannot be closed. Using force risks damaging the battery compartment.

4. Close



Close the battery drawer. The sound processor will play a jingle.



MultiTool

Note: A MultiTool can be used for battery changes. Use the magnetic end to remove and insert batteries.

Volume control

Ponto 5 SuperPower

The volume can be adjusted on the double push button (see page 7). Use a short press to adjust the volume. When worn on the head, the front-facing button turns the volume up, and the back-facing button turns the volume down. You can also adjust the sound in the “Oticon Companion” app.

Ponto 5 Mini

The volume can be adjusted through your phone in the “Oticon Companion” app.



Oticon Companion app



Scan the QR code to download the app.



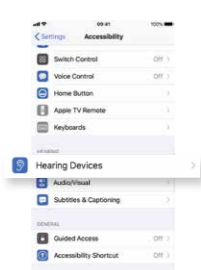
Pairing the sound processor to your iPhone

1. Settings



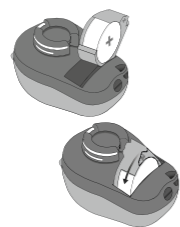
Open your iPhone and go to “Settings”. Make sure Bluetooth® is on. Then choose “Accessibility”.

2. Accessibility



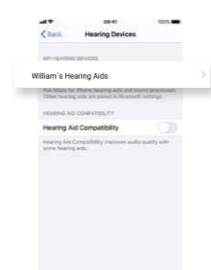
On the “Accessibility” screen, choose “Hearing Devices”.

3. Turn on



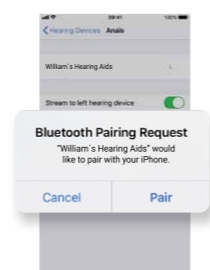
Open and close the battery drawer on the sound processor. The sound processor remains in pairing mode for three minutes.

4. Hearing devices



Check if your iPhone has detected your sound processor.

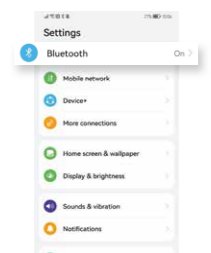
5. Your hearing device



Once detected, you can pair the sound processor with your iPhone.

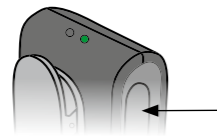
Pairing your Android phone with the ConnectClip

1. Settings



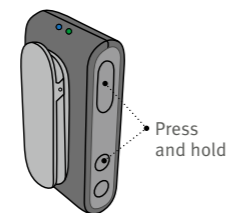
Open your phone and go to “Settings”. Make sure Bluetooth® is on. Then choose “Bluetooth”.

2. Turn on ConnectClip



Press and hold the multi button for approximately 3 seconds until power indicator shows STEADY GREEN.

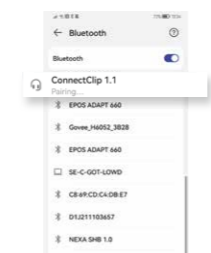
3. Pairing



Press and hold the multi button and volume up button at the same time for about 6 seconds until the status indicator is BLINKING BLUE.

Note: The ConnectClip will be in pairing mode for about 3 minutes.

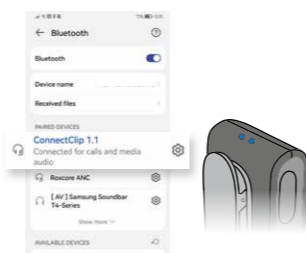
4. Enabling pairing



Search for and pair with ConnectClip.

Enter pin code: If your phone requests a pin code, enter 0000 (four zeros).

5. Connected device



When pairing is complete with your mobile phone, the status indicator will show STEADY BLUE.

Hear from other Ponto users

Would you like to speak to another Ponto user about their experience and what it’s like to have a Ponto sound processor? Please contact us by clicking the link below, or scan the QR code and we will connect you with a Ponto ambassador.

www.oticonmedical.com/hearing-and-hearing-loss/meet-other-users/connect-with-others

Oticon Medical Ponto users are happy to share their positive experience with you. Watch user testimonials with a Ponto sound processor by clicking the link below, or scan the QR code.


www.oticonmedical.com/hearing-and-hearing-loss/meet-other-users/bahs-users-tell-their-story

You can also contact us and follow our Facebook page:

www.facebook.com/OticonMedical

To find out more about the Ponto™ System and how it can benefit your hearing and daily life please visit:

www.oticonmedical.com



We would love to hear from you!

Important things to consider

- Sound processors, their parts, and batteries should be kept out of reach from children and anyone who might swallow these items or otherwise cause injury to themselves.

Note: Always use the tamper-resistant battery drawer for children under 36 months. If a battery is accidentally swallowed, seek immediate medical attention at the nearest emergency department.

- The sound processor is not waterproof. Always disconnect it before showering, bathing, or swimming. If it gets wet, open the battery door and remove the battery to allow it to dry out.
- Avoid exposing the sound processor to extreme heat.

For complete information and detailed instructions, please refer to the Instructions for Use provided with the Ponto sound processor.



One of the greatest things about starting this process of getting BAHS was that I was able to try it on using a soft band. It is like buying new shoes. If you don't like them, you just return them and no harm done."

Jamina, former hearing aid user, current Oticon Medical BAHS user

Because sound matters


Oticon Medical is a global company in implantable hearing solutions, dedicated to bringing the power of sound to people at every stage of life. For more than a decade, we have made bone anchored hearing systems more accessible by simplifying the treatment for physicians, audiologists, and patients alike.

We believe that patients and hearing care professionals should be able to choose the best possible solution at any time along the patient journey. We call it “Freedom of Choice” and it has always been paramount to Oticon Medical. This is the reason why our solutions are designed to be compatible whenever possible. As a result, an implant from Oticon Medical stands as a true testament to our unwavering lifelong support.

We work collaboratively to ensure that every solution we create is designed with our users’ needs in mind. We have a strong passion to provide innovative solutions and support that enhance quality of life and help people live life to the fullest – now and in the future.

Because we know how much sound matters.



 **Oticon Medical AB**
Datavägen 37B
SE-436 32 Askim
Sweden
Tel: +46 31 748 61 00