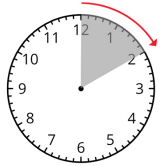
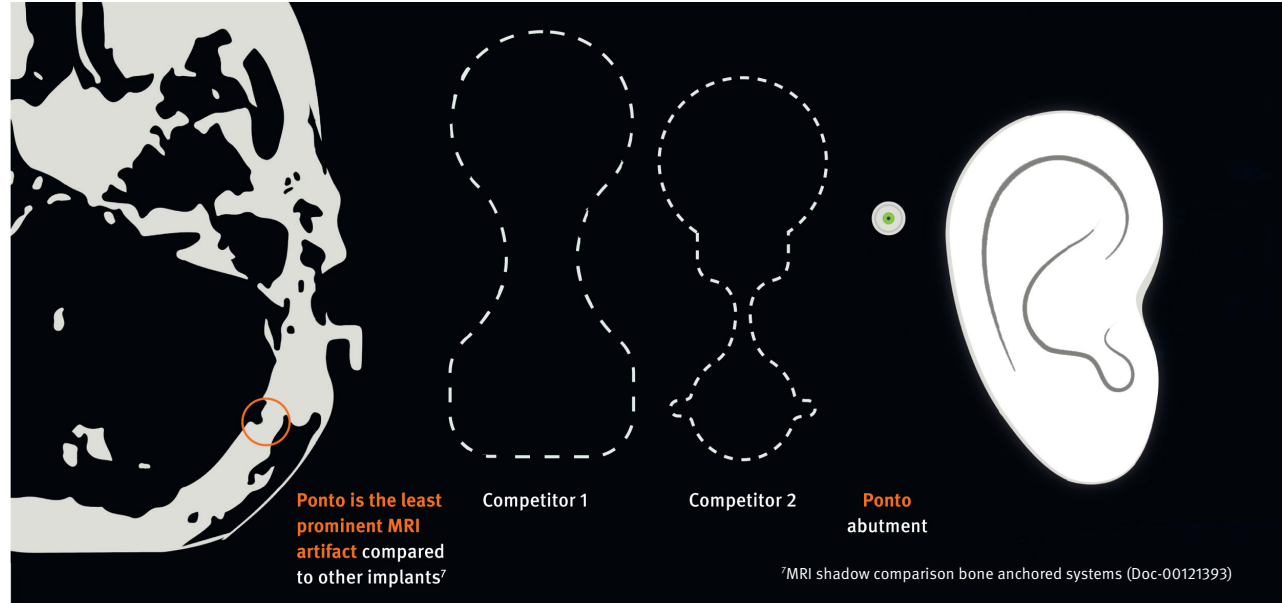


The Proven Path for Surgeons

Ponto™ is the only bone anchored system that is truly a minimally invasive procedure



10 minute average procedure time (±5.5 min)*



97% of all visits had no or minor skin reactions*



95% of all patients increased quality of life*



100% of all sound processors, available today, work with the Ponto universal abutment










Oticon Medical, LLC
580 Howard Avenue
Somerset, NJ 08873, USA
1.888.227.8014
info@oticonmedicalusa.com

Oticon Medical Canada
500 Trillium Dr Unit 15
Kitchener, Ontario, N2R 1A7
1.866.964.6086
info@oticonmedicalusa.com

oticon
MEDICAL

Choose the Ponto™ system with confidence

MRI Artifact 1.5T & 3.0T Scans

1.5 Tesla MRI	
 Ponto ⁵	1.5 cm
 BAHA Connect ²	1.8 cm
 Osia/OSI 200 (magnet removed) ¹	5.7 cm
 Bonebridge ⁴	12 cm
 Osia/OSI 200 (with magnet) ¹	15 cm
3.0 Tesla MRI	
 Ponto ⁵	1.5 cm
 BAHA Connect ²	1.8 cm
 Osia/OSI 200 (magnet removed) ¹	4.0 cm
 Bonebridge ⁴	not indicated

¹ Osia MRI Guidelines Cochlear Ltd. 2022

² Cochlear BAHA Connect Radiographers Instructions 2014

³ Cochlear BAHA Attract Radiographers Instructions 2015

⁴ Medel www.medel.com/docs/default-source/isi-important-safety-information/

⁵ Ponto product information sheet Oticon Medical 2022

